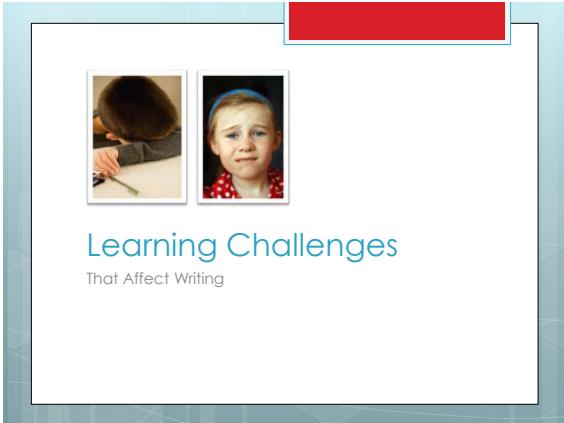
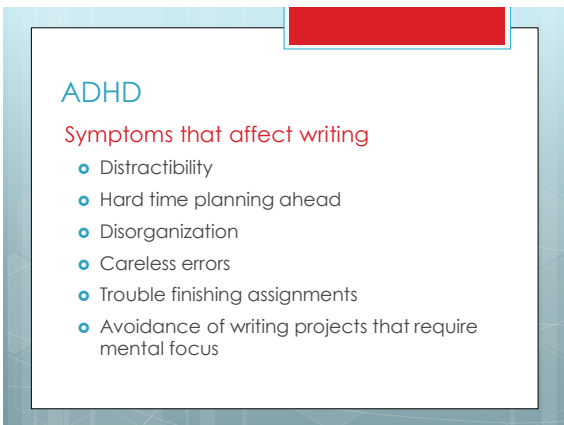


The cover features a photograph of a young boy in a striped shirt writing at a desk. To the right, a red rectangle is positioned above the title 'Writing Strategies For Special Needs Kids' in blue and black text. Below the title, the author's name 'Kim Kautzer' and website 'www.writeshop.com' are listed.



The slide contains two small images: one of a child writing and another of a child with a sad expression. Below the images is the title 'Learning Challenges That Affect Writing' in blue and black text.



The slide features the heading 'ADHD' in blue, followed by the sub-heading 'Symptoms that affect writing' in red. A bulleted list of symptoms is provided below.

Dysgraphia

Symptoms that affect writing

- Poor handwriting
- Holds pencil in a death grip
- Avoids physical act of writing
- Uses shortest words possible
- Difficulty conveying ideas on paper
- Problems forming letters
- Poor word and line spacing

Dyslexia

Symptoms that affect writing

- Avoids writing at all costs
- Laborious, often illegible handwriting
- Poor written expression
- Poor spelling
- Poor word and line spacing
- Difficulty proofreading his own work
- Appears careless

Asperger's

Symptoms that affect writing

- Difficulty with abstract topics
- Short-term memory problems
- Disconnect between ability to speak and write on a topic
- Possible fine-motor problems that affect handwriting
- Perfectionism

How Learning Issues Affect Writing

- "Lack of errors" is their writing standard
- View capable writers in a skewed light





What Can You Do?

Tools and Strategies for Overcoming Writing Hurdles

Study Tips

- Create a distraction-free workspace
- Set a regular time to do writing together
- Work closely with your student

1. Specific Parameters

- Short, relevant, contained writing assignments
- Specific requirements and clear directions
- Length limits or boundaries



2. Bite-sized Assignments

- Break assignment into manageable steps
- Follow steps of the writing process
 - Pre-writing
 - Brainstorming
 - Step-by-step rough draft instructions
 - Editing
 - Revising

3. Appeal to Child's Learning Styles

- Learning styles include
 - Visual
 - Auditory
 - Kinesthetic
 - Verbal
 - Logical
- Left- or right-brained



Multisensory Approach

- Visual
 - Graphic organizers
 - Checklists
 - Written instructions
- Auditory
 - Oral word games
 - Verbal instructions & discussion
- Kinesthetic
 - Sensory experiences



4. Graphic Organizers

- Help students make a plan
- Can remember where story is going
- Create flexibility for different learning styles
- Reduce stress and fear
- Develop logic skills

Graphic Organizer Examples

The image shows three examples of graphic organizers for writing a story:


- Story Arc:** A circular diagram with 'TITLE' at the top, 'Problem' on the left, 'Solution' at the bottom, and 'Ending' on the right. Inside the circle are smaller circles for 'Beginning', 'Middle', and 'End'.
- Story Ingredients:** A circular diagram divided into sections: 'What's the Problem?', 'Who's the Hero?', 'What's the Solution?', 'Who's the Villain?', 'Where is the Story Set?', and 'When does the Story Happen?'.
- Checklist Form:** A rectangular form with sections for 'Beginning', 'Middle', and 'End'. Each section has a 'Start' and 'End' box, followed by a 'Description' box. There are also checkboxes for 'Character' and 'Problem'.

5. Repetition and Practice

- Key to helping child better understand concepts
- Build on skills the child has been learning
- Constant practice produces results

6. Lesson-specific Checklists

- Important for child to mark progress
- Monitor completion of each step



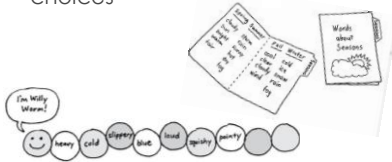
7. Colored Pencils

- Different colors, different strategies
- Provide focus for revising



8. Word Banks

- Help with distractibility and spelling issues
- Help students make better word choices



Word Banks for Older Kids

- Example: Texture Words

abrasive	crusty	furry	lumpy	resilient	smooth
angular	delicate	fuzzy	malleable	rigid	soaked
blunt	dense	glossy	matted	rocky	sodden
bony	doughy	gnarled	metallic	rough	soft
braided	downy	grainy	moist	rubbery	solid
bristly	dry	gravelly	modalable	rugged	spiny
brittle	dull	greasy	mushy	rusty	spongy
bumpy	elastic	gritty	nappy	sandy	springy
calloused	embossed	hairy	rubby	satiny	squishy
chevy	feathery	hard	peaked	saturated	starched
coarse	fibrous	humped	pebbly	scaly	stark
cold	firm	jagged	pliant	scratchy	sticky
concrete	flabby	knobby	plush	shaggy	stiff
cool	fleecy	knotty	pointed	sharp	stony
cottony	flexible	leathery	porous	silken	stretchy
creamy	flimsy	level	prickly	silky	stringy



Physical Challenges

Tools That Help

Alternative Writing Methods

- Dictation
- Sharing the pencil
- Keyboarding skills



Special Pencils and Grips


- Ergonomic writing utensils
- Weighted pens
- Fatter pens and pencils
- Rubber grips

Kinds of Special Pencils/Grips

- Ergo-Sof PenAgain®
- RinG-Pen®
- EZ Grip® Pen/Tool Grips
- PencilGrip.com



[Red box]




When to Seek Outside Help

[Red box]

It's Just Not Working . . .

- Tried tricks and tools
- Can't isolate the problem
- Can't find a solution
- Child may need special help or therapy



[Red box]

Diagnostic and Other Resources

- Dianne Craft www.diannecraft.org
- Marian Soderholm www.natureoflearning.com
- NATHHAN www.nathhan.com
- Special Needs Homeschool www.specialneedshomeschool.com/resources.html

WriteShop Resources



For information about resources to help you teach writing, visit:

- **Website** – www.writeshop.com
- **Blog** – www.writeshop.com/blog
- **Join us on Facebook** – WriteShop
- **Follow us on Twitter** – @writeshop
- **Contact Kim** – kim@writeshop.com



WriteShop® ■ 909.989.5576 ■ info@writeshop.com
